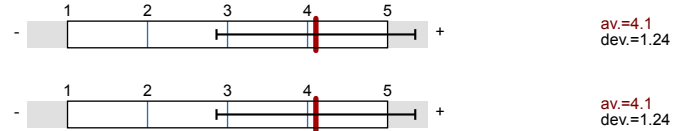


BS1712DS2 Analytics for Applied Economics and Business tutorials (Dheeya Rizmie)  
 (BS1712DS2-AU-18/19-MODESTA1)  
 No. of responses = 25 No. of students 75.  
 Rizmie Dheeya  
 Response rate = 33.33%  
 Program of Study = ESB



Overall indicators

Global Index

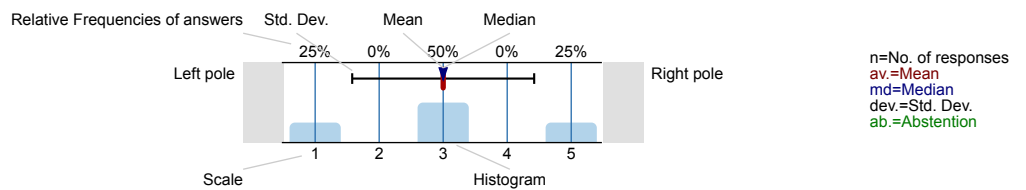


1. Teaching Assistant

Survey Results

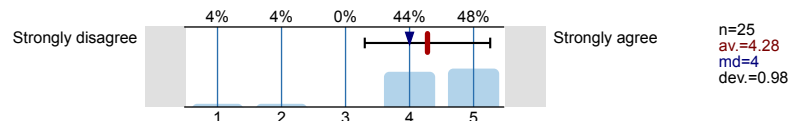
Legend

Question text

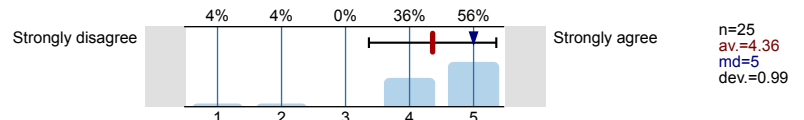


1. Teaching Assistant

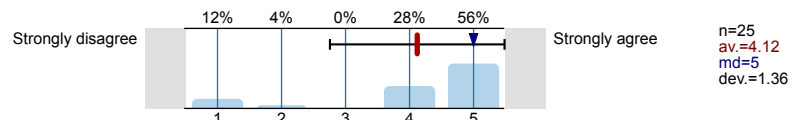
1.1) The Teaching Assistant was knowledgeable about the module topics.



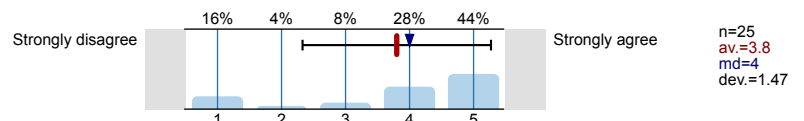
1.2) The Teaching Assistant was enthusiastic about the module topics.



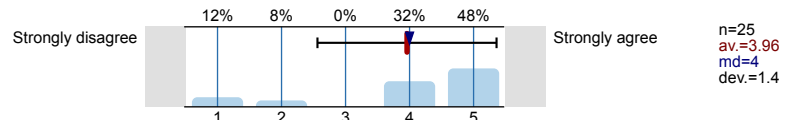
1.3) The Teaching Assistant was responsive to student questions.



1.4) The Teaching Assistant helped me to understand the module content clearly.



1.5) Overall, the Teaching Assistant was effective.








# Profile

Subunit: Imperial College Business School 2018/19  
 Name of the instructor: Rizmie Dheeya  
 Name of the course: BS1712DS2 Analytics for Applied Economics and Business tutorials (Dheeya Rizmie)  
 (Name of the survey)

Values used in the profile line: Mean

## 1. Teaching Assistant

1.1) The Teaching Assistant was knowledgeable about the module topics.	Strongly disagree		Strongly agree	n=25	av.=4.28	md=4.00	dev.=0.98
1.2) The Teaching Assistant was enthusiastic about the module topics.	Strongly disagree		Strongly agree	n=25	av.=4.36	md=5.00	dev.=0.99
1.3) The Teaching Assistant was responsive to student questions.	Strongly disagree		Strongly agree	n=25	av.=4.12	md=5.00	dev.=1.36
1.4) The Teaching Assistant helped me to understand the module content clearly.	Strongly disagree		Strongly agree	n=25	av.=3.80	md=4.00	dev.=1.47
1.5) Overall, the Teaching Assistant was effective.	Strongly disagree		Strongly agree	n=25	av.=3.96	md=4.00	dev.=1.40

# Comments Report

---

## 1. Teaching Assistant

<sup>1.6)</sup> Please enter any feedback on the Teaching Assistant below.

- Dheeya had a very good way at explaining the concepts, both when going through the main tutorial slides and when answering the questions asked. Thanks for the help on this module!
- Dheeya was the best TA's ever along with Quentin. She really wanted us to not only learn the material, but understand it. To be honest, I learned more about STATA with Dheeya than I did with the professor. Cannot thank her enough for being passionate about the subject area.
- Smaller class size; or open working hours for tutors for student to come and ask questions
- Thank you fo teaching us. You were very helpful :)
- The PPT slides are really helpful and clear.
- The TA's did a really good job providing structure to the class through the following:
  - \* Provided tangible examples to explain the theory we went through in class
  - \* Created thorough slides with explanations for reference that was used extensively when reviewing
  - \* Did a good job staying after class answering questions (often up to an hour extra)

The following could be improved:

- \* Provide actual office hours to ask specific questions in smaller groups
- \* Have access to the final before we got it to review it (and edit the mistakes Ralf made)
- \* Have a more advanced class for questions as many of the questions in the class was of extremely basic nature (i.e. what is the difference btwn explanatory and dependent variable in last exercise session) - maybe split the class into two different levels

Overall, the course was improved significantly via the TA sessions.